




## Variable Speed & Two Circuit Pull-Chain Switches



Pull chain switches for multifunction applications.

- Two and three speed switching.
- Push-in connections for #18 AWG wire.
- Mounts in  $1\frac{3}{32}$ " diameter hole.
- **Specifications:** 6 A/125 V AC, 3 A/250 V AC, 6 A/125 VL; 75°C max. temp rating



			
<b>Part Number</b>	<b>GWS-33</b>	<b>GWS-34</b>	<b>GWS-39</b>
<b>Poles</b>	<b>SPDT</b>	<b>SP3T</b>	<b>DP3T</b>
<b>Pkg Qty</b>	1/card	10/box	1/card
<b>Toggle Position</b>	OFF-ON-ON	OFF-ON-ON-ON	OFF-ON(A)-ON(B) -ON(A+B)
<b>Terminal Type</b>	wire leads	wire leads	6" wire leads
<b>Plating</b>	Brass	Brass	Brass
<b>Circuit</b>	3 Pos. 3 Wire	4 Pos. 4 Wire	4 Pos. 3 Wire

## Standard Rocker Switches



Heavy-duty rocker switches that fit .830" X 1.45" panel cutouts.

- Frame and rocker are black glass-filled nylon.
- Lighted or unlighted versions available.
- **Specifications:** 10 A/277 V AC, 20 A/125 V AC; 75°C max. temp rating
- Switches with solder terminals come in a phenolic case and do not have a moisture and dust resistant seal.

		
<b>Part Number</b>	<b>GWS-45</b>	<b>GWS-49*</b>
<b>Poles</b>	<b>SPST</b>	
<b>Pkg Qty</b>	1/card	1/card
<b>Toggle Position</b>	ON-OFF	ON-OFF
<b>Terminal Type</b>	spade	spade
<b>Rating</b>	$\frac{1}{2}$ HP 125 - 250 V AC	$\frac{3}{4}$ HP 125 - 250 V AC



\*Red lighted



## Appliance Rocker Switches

Economy rocker switches that fit standard .550" X 1.125" panel cutouts.

- Perfect for machinery or appliances.
- Lighted or unlighted versions available.
- **Specifications:** 16 A/125 V AC, 8 A/250 V AC; 75°C max. temp rating

		
<b>Part Number</b>	<b>GWS-41</b>	<b>GWS-42*</b>
<b>Poles</b>	<b>SPST</b>	
<b>Pkg Qty</b>	1/card	1/card
<b>Toggle Position</b>	ON-OFF	ON-OFF
<b>Terminal Type</b>	spade	spade

\*Red lighted

## Mini Rocker Switch



Miniature rocker switch that fits .520" X .776" panel cutouts.

- Perfect for small machinery or appliances.
- **Specifications:** 13 A/125 V AC, 10 A/250 V AC,  $\frac{1}{2}$  HP 125 - 250 V AC; 75°C max. temp rating



Part #	Pkg Qty	Poles	Toggle Position	Terminal Type	Rated
<b>GWS-48*</b>	1/card	<b>SPST</b>	ON-OFF	spade	10 A/125 - 250 V AC, $\frac{1}{2}$ HP 250 V AC, $\frac{1}{2}$ HP 125 V AC

\*Red lighted